

INSTRUMENTATION KEY

- ETC Source 4 19', 57.5w
- ETC Source 4 19', 750w
- ETC Source 4 26', 57.5w
- ETC Source 4 36', 57.5w
- ETC Source 4 50', 57.5w
- ETC Source 4 Zoom 25'-50', 57.5w
- Alman 360Q 6x12, 750w
- Alman 360Q 6x16, 750w
- Alman 8' Fresnel
- Alman PAR 64 VN5P, 1kw
- Alman PAR 64 MFL, 1kw
- Century Strand 6x9, 1kw
- Century 6x12, 750w
- High End Systems Studio Spot 250
- High End Systems Cyberlight

ACCESSORY KEY

- 18' Side Arm
- Chrona-Q Scroller

LEGEND

- Bared Degree/Lens Type
- Unit Number
- Channel-Q

NOTES

- Refer to paperwork for Color, Template, and Accessory Information
- All color and templates should be dropped prior to focus
- Extra cuts of R119 and R132 in all sizes should be available at focus
- Extra Barndoors and toplats in all sizes should be available at focus
- Spacing on the 3rd Electric and 5th Electric is the Same as the 1st Electric
- All Fresnels set to full spot prior to focus
- Source 4 Zooms set to 36° prior to focus
- All PARs Bottles set to run left to right prior to focus
- Final Placement of Booms and Floor Mounts to be determined by designer at focus
- Final Trim Heights of Borders and Electrics to be determined by designer at focus
- Final Placement of Le Flame Units to be determined by designer at focus
- Scrollers should be Patched into the Color Attribute of the Unit to which they are attached
- Le Flame Fan and Intensity should be Patched into Separate Attributes
- Trim Heights Given to Show Deck Unless Noted
- ME Should Coordinate with TD and/or Props Master on Wiring of Practicals
- Any Questions Please Contact the Associate Lighting Designer
850.980.3120
devin@dkinchdesign.com

DISCLAIMER

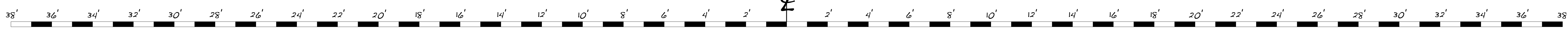
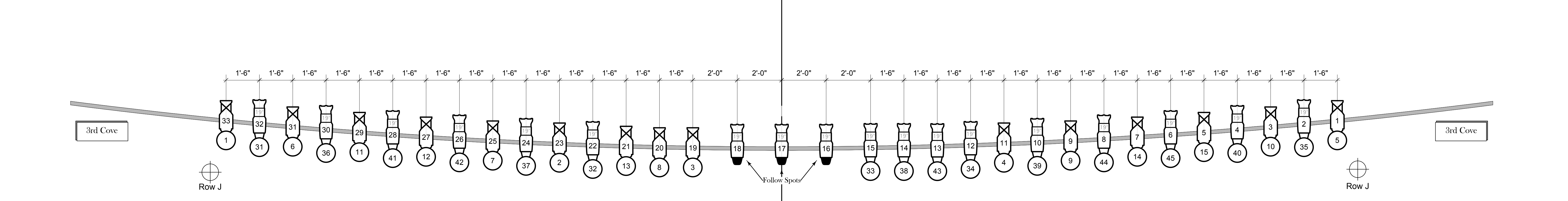
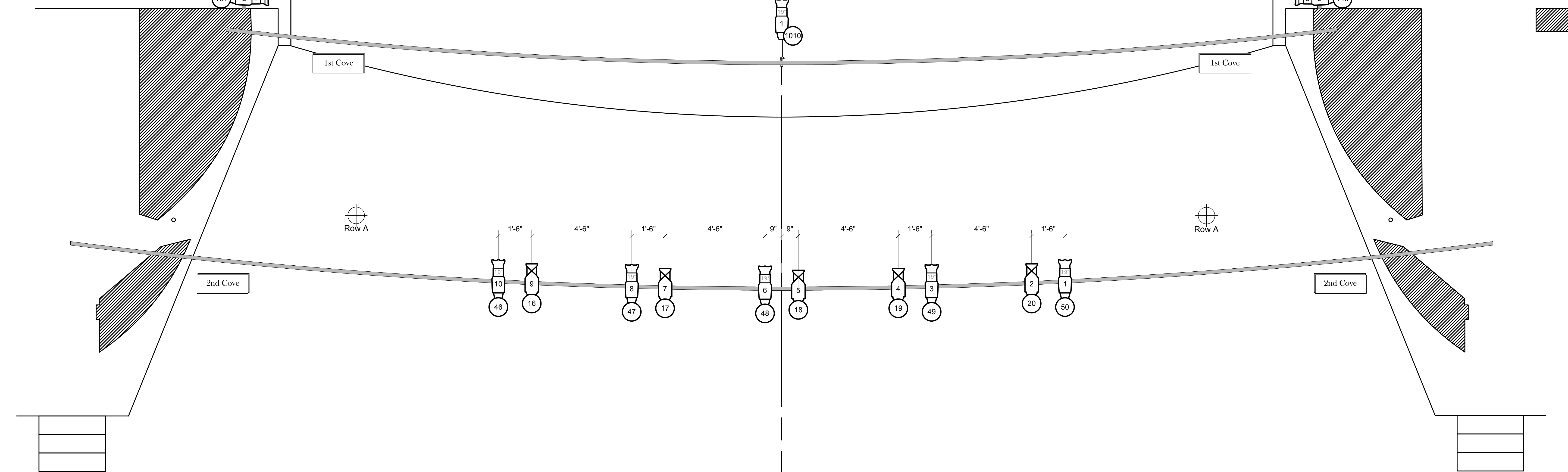
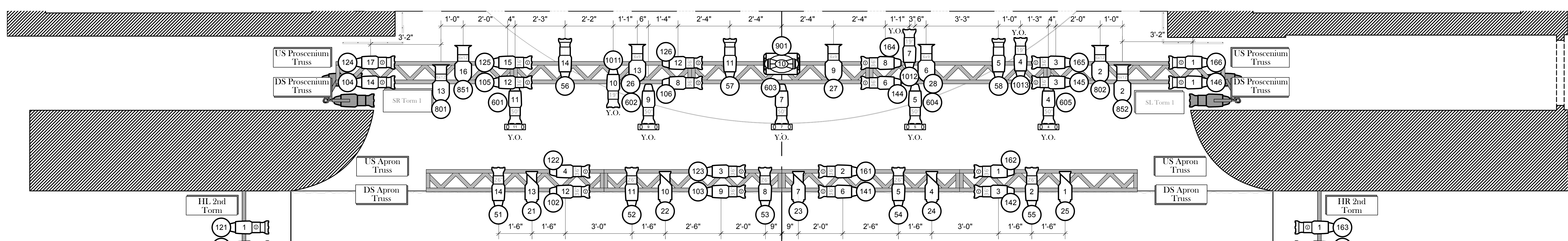
This drawing represents design concepts only. It is meant to convey the ideas and intentions of the lighting design, but does not necessarily include the best or safest methods for actual installation. The Lighting Designer and his associates are not licensed as engineers or electricians, make no claims as to the suitability of these designs for actual installation, and may not be held liable for improper use, handling or installation of equipment.

JESUS CHRIST SUPERSTAR

Presented by The School of Theatre at Florida State
The Richard Fallon Theatre Tallahassee, FL
Director: Gavin Mayer
Lighting Designer: Scott Vandenberg
Associate Lighting Designer: Devin Kinch
Scenic Designer: Erin Kehr
Costume Designer: Brittany Jacob
Sound Designer: Zach Cramer
Master Electrician: Elizabeth Marquis



PLATE 1 of 4 OVERSTAGE DATE 18-Sept-11 SCALE NTS
Drafted By: Devin Kinch



INSTRUMENTATION KEY

- ETC Source 4 19', 57.5w
- ETC Source 4 19', 750w
- ETC Source 4 26', 57.5w
- ETC Source 4 36', 57.5w
- ETC Source 4 50', 57.5w
- ETC Source 4 Zoom 25'-50', 57.5w
- Alman 360Q 6x12, 750w
- Alman 360Q 6x16, 750w
- Alman 8' Fresnel
- Alman PAR 64 VN5P, 1kw
- Alman PAR 64 MFL, 1kw
- Century Strand 6x9, 1kw
- Century 6x12, 750w
- High End Systems Studio Spot 230
- High End Systems Cyberlight

ACCESSORY KEY

- 18' Side Arm
- Chrona-Q Scroller

LEGEND

- Bared Degree/Lens Type
- Unit Number
- Channel

NOTES

- Refer to paperwork for Color, Template, and Accessory Information
- All color and templates should be dropped prior to focus
- Extra cuts of R119 and R132 in all sizes should be available at focus
- Extra Barndoors and toplats in all sizes should be available at focus
- Spacing on the 3rd Electric and 5th Electric is the Same as the 1st Electric
- All Fresnels set to full spot prior to focus
- Source 4 Zooms set to 36' prior to focus
- All PARs Bottles set to run left to right prior to focus
- Final Placement of Booms and Floor Mounts to be determined by designer at focus
- Final Trim Heights of Borders and Electrics to be determined by designer at focus
- Final Placement of Le Flame Units to be determined by designer at focus
- Scrollers should be Patched into the Color Attribute of the Unit to which they are attached
- Le Flame Fan and Intensity should be Patched into Separate Attributes
- Trim Heights Given to Show Deck Unless Noted
- ME Should Coordinate with TD and/or Props Master on Wiring of Practicals
- Any Questions Please Contact the Associate Lighting Designer
devin@dkinchdesign.com
850.980.3120

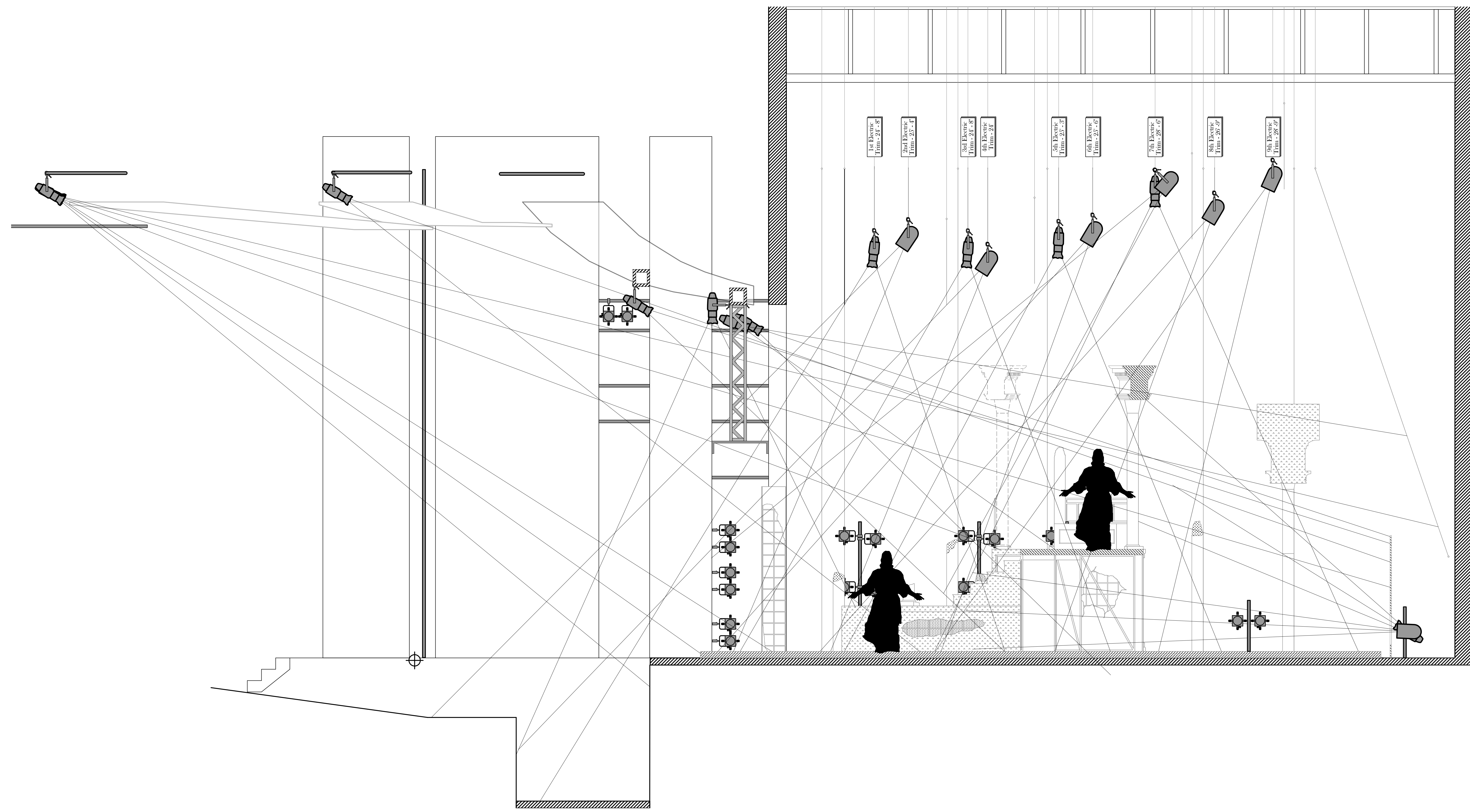
DISCLAIMER

This drawing represents design concepts only. It is meant to convey the ideas and intentions of the lighting design, but does not necessarily include the best or safest methods for actual installation. The Lighting Designer and his associates are not licensed as engineers or electricians, make no claims as to the suitability of these designs for actual installation, and may not be held liable for improper use, handling or installation of equipment.

JESUS CHRIST SUPERSTAR

Presented by The School of Theatre at Florida State
The Richard Fallon Theatre Tallahassee, FL
Director: Gavin Mayer
Lighting Designer: Scott Vandenberg
Associate Lighting Designer: Devin Kinch
Scenic Designer: Erin Kehr
Costume Designer: Brittany Jacob
Sound Designer: Zach Cramer
Master Electrician: Elizabeth Marquis





INSTRUMENTATION KEY

- ETC Source 4 19', 57.5w
- ETC Source 4 19', 750w
- ETC Source 4 26', 57.5w
- ETC Source 4 36', 57.5w
- ETC Source 4 50', 57.5w
- ETC Source 4 Zoom 25'-50', 57.5w
- Alman 360Q 6x12, 7.50w
- Alman 360Q 6x16, 7.50w
- Alman 8' Fresnel
- Alman PAR 64 VN5P, 1kw
- Alman PAR 64 MFL, 1kw
- Century Strand 6x9, 1kw
- Century 6x12, 7.50w
- High End Systems Studio Spot 250
- High End Systems Cyberlight

ACCESSORY KEY

- 18' Side Arm
- Chrona-Q Scroller

LEGEND

- Barrel Degree/Lens Type
- Unit Number
- Channel

NOTES

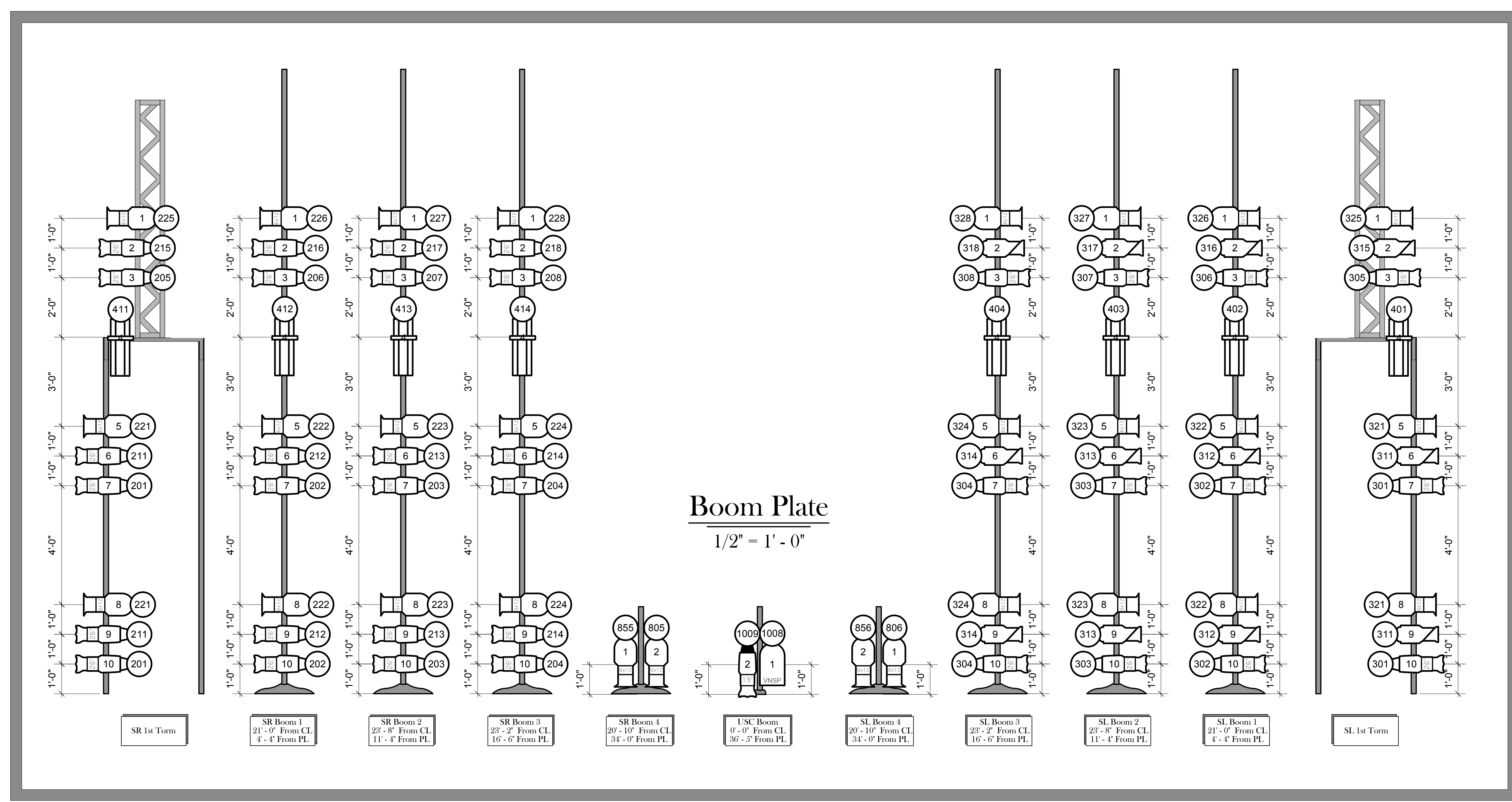
- Refer to paperwork for Color, Template, and Accessory Information
- All color and templates should be dropped prior to focus
- Extra cuts of R119 and R132 in all sizes should be available at focus
- Extra Barndoors and toplats in all sizes should be available at focus
- Spacing on the 3rd Electric and 5th Electric is the Same as the 1st Electric
- All Fresnels set to full spot prior to focus
- Source 4 Zooms set to 36' prior to focus
- All PARs Bottles set to run left to right prior to focus
- Final Placement of Booms and Floor Mounts to be determined by designer at focus
- Final Trim Heights of Borders and Electrics to be determined by designer at focus
- Final Placement of Le Flame Units to be determined by designer at focus
- Scrollers Should be Patched into the Color Attribute of the Unit to which they are attached
- Le Flame Fan and Intensity Should be Patched into Separate Attributes
- Trim Heights Given to Show Deck Unless Noted
- ME Should Coordinate with TD and/or Props Master on Wiring of Practicals
- Any Questions Please Contact the Associate Lighting Designer
850.980.3120
devin@dkinchdesign.com

DISCLAIMER

This drawing represents design concepts only. It is meant to convey the ideas and intentions of the lighting design, but does not necessarily include the best or safest methods for actual installation. The Lighting Designer and his associates are not licensed as engineers or electricians, make no claims as to the suitability of these designs for actual installation, and may not be held liable for improper use, handling or installation of equipment.

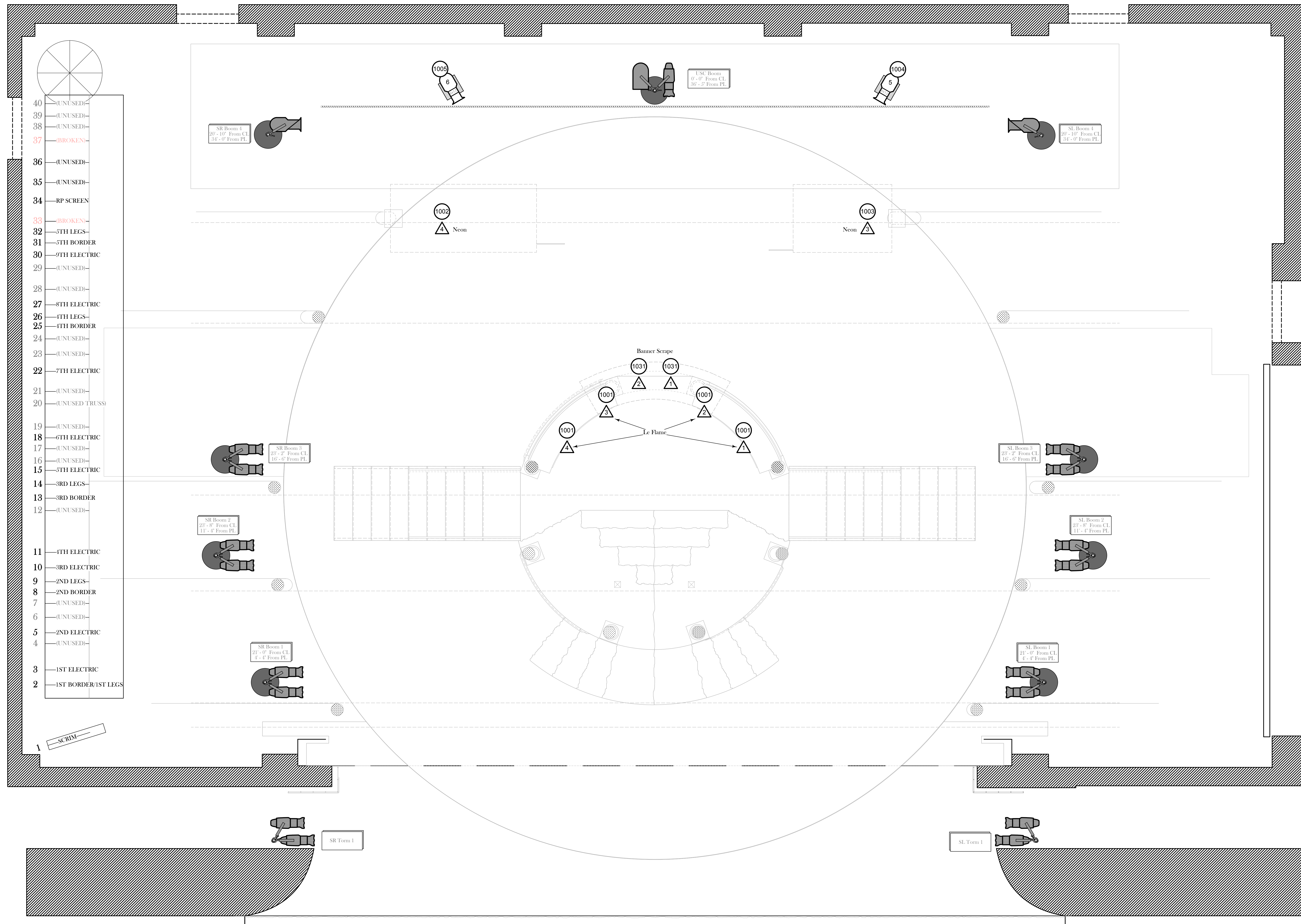
JESUS CHRIST SUPERSTAR

Presented by The School of Theatre at Florida State
The Richard Fallon Theatre Tallahassee, FL
Director: Gavin Mayer
Lighting Designer: Scott Vandenberg
Associate Lighting Designer: Devin Kinch
Scenic Designer: Erin Kehr
Costume Designer: Brittany Jacob
Sound Designer: Zach Cramer
Master Electrician: Elizabeth Marquis



Jesus Christ Superstar
A Rock Opera
Lyrics by Tim Rice
Music by Andrew Lloyd Webber

PLATE
3 of 4
DATE 18-Sept-11
SCALE NTS
Drafted By: Devin Kinch



INSTRUMENTATION KEY

- ETC Source 4 19', 57.5w
- ETC Source 4 19', 750w
- ETC Source 4 26', 57.5w
- ETC Source 4 36', 57.5w
- ETC Source 4 50', 57.5w
- ETC Source 4 Zoom 25'-50', 57.5w
- Alman 360Q 6x12, 7.50w
- Alman 360Q 6x16, 7.50w
- Alman 8' Fresnel
- Alman PAR 64 VN5P, 1kw
- Alman PAR 64 MFL, 1kw
- Century Strand 6x9, 1kw
- Century 6x12, 7.50w
- High End Systems Studio Spot 250
- High End Systems Cyberlight

ACCESSORY KEY

- 18' Side Arm
- Chrona-Q Scroller

LEGEND

- Bared Degree/Lens Type
- Unit Number - XXX
- Channel - XXX

NOTES

- Refer to paperwork for Color, Template, and Accessory Information
- All color and templates should be dropped prior to focus
- Extra Barndoors and toplats in all sizes should be available at focus
- Spacing on the 3rd Electric and 5th Electric is the Same as the 1st Electric
- All Fresnels set to full spot prior to focus
- Source 4 Zooms set to 36° prior to focus
- All PARs Bottles set to run left to right prior to focus
- Final Placement of Booms and Floor Mounts to be determined by designer at focus
- Final Trim Heights of Borders and Electrics to be determined by designer at focus
- Final Placement of Le Flame Units to be determined by designer at focus
- Scrollers Should be Patched into the Color Attribute of the Unit to which they are attached
- Le Flame Fan and Intensity Should be Patched into Separate Attributes
- Trim Heights Given to Show Deck Unless Noted
- ME Should Coordinate with TD and/or Props Master on Wiring of Practicals
- Any Questions Please Contact the Associate Lighting Designer
850.980.3420
devin@dkinchdesign.com

DISCLAIMER

This drawing represents design concepts only. It is meant to convey the ideas and intentions of the lighting design, but does not necessarily include the best or safest methods for actual installation. The Lighting Designer and his associates are not licensed as engineers or electricians, make no claims as to the suitability of these designs for actual installation, and may not be held liable for improper use, handling or installation of equipment.

JESUS CHRIST SUPERSTAR

Presented by The School of Theatre at Florida State
The Richard Fallon Theatre Tallahassee, FL
Director: Gavin Mayer
Lighting Designer: Scott Vandenberg
Associate Lighting Designer: Devin Kinch
Scenic Designer: Erin Kehr
Costume Designer: Brittany Jacob
Sound Designer: Zach Cramer
Master Electrician: Elizabeth Marquis

